




**കോളയാട് ഗ്രാമപഞ്ചായത്ത്**

**വാർഷിക ധനകാര്യ പത്രിക**

**2024-25**



## Kolayad Grama Panchayat Office

### Balance Sheet Schedule

2025-03-31

| SN | Code    | Description of Items   | Current Year Amount |
|----|---------|--|---------------------|
|    |         | <b>Schedule B1: Municipal (General) Fund [Code No 310]</b>   |                     |
| 1  | 3101001 | General Fund   | 1829855             |
| 2  | 3109001 | Excess of Income Over Expenditure  | 7424929             |
|    |         | <b>Total of Municipal (General) Fund [Code No 310]</b>   | <b>9254784</b>      |
|    |         | <b>Schedule B2: Earmarked Fund</b>   |                     |
| 1  | 3111101 | Distress Relief Fund   | 22959               |
|    |         | <b>Total of Earmarked Fund</b>   | <b>22959</b>        |
|    |         | <b>Schedule B3: Reserves</b>   |                     |
| 1  | 3121001 | Capital Contribution   | 81129682            |
|    |         | <b>Total of Reserves</b>   | <b>81129682</b>     |
|    |         | <b>Schedule B4: Grants, Contribution for Specific Purposes</b>   |                     |
| 1  | 3201001 | Grants for Specific Purposes - Health Grant towards conversion of PHCs and Subcentres into Health and Wellness Centres | 550237              |

| SN   | Code           | Description of Items   | Current Year Amount |
|--|----------------|--|---------------------|
| 2  | 3201002        | Grants for Specific Purposes - Health Grant Towards support for diagnostic InfraStructure to the PHCs  | 574152              |
| 3  | 3201003        | Grants for Specific Purposes - Health Grant towards buildingless Subcentres, PHCs and CHCs   | 2748032             |
| 4  | 3201004        | Central Finance Commission Grant - Tied  | 8448043             |
| 5  | 3201005        | Central Finance Commission Grant - Untied  | 1839333             |
| 6  | 3201020        | Integrated Child Development Service   | 4084211             |
| 7  | 3201024        | National Health Mission  | 4240                |
| <b>8</b>   | <b>3201035</b> | <b>Total Sanitation Campaign</b>   | <b>213800</b>       |
| 9  | 3201042        | Nirmal Puraskar  | 251549              |
| 10   | 3202015        | Grants, Funds & Contributions For Specific Purposes - Other Than Development Fund And State Sponsored Scheme Funds - Grant For Solid Waste Management  | 54435               |
| 11   | 3202020        | Grants, Funds & Contributions For Specific Purposes - Other Than Development Fund And State Sponsored Scheme Funds - Awareness building against Social evils like drinking, consumption of narcotics etc.. | 193768              |
| 12   | 3208010        | Beneficiary Contribution   | 21643               |
| 13   | 3208099        | Other Grants & Contributions for Specific Purpose  | 9839579             |
| 14   | 3209001        | Contribution to Joint Venture Projects from District Panchayat   | 233501              |
| 15   | 3209002        | Contribution to Joint Venture Projects from Block Panchayat  | 481319              |
| 16   | 3201045        | Suchitwa Mission Grant   | 866                 |
| 17   | 3202031        | Grant for Keralotsavam   | 20189               |
| 18   | 3202032        | Literacy Scheme Grant  | 2252                |
| <b>Total of Grants, Contribution for Specific Purposes</b> |                |  | <b>29561149</b>     |

| SN | Code    | Description of Items   | Current Year Amount |
|----|---------|--|---------------------|
|    |         | <b>Schedule B5: Secured Loans</b>                              |                     |
| 1  | 3305003 | Loan from K.U.R.D.F.C  | 5561861             |
| 2  | 3305004 | Loan from HUDCO  | 19433678            |
|    |         | <b>Total of Secured Loans</b>                                  | <b>24995539</b>     |
|    |         | <b>Schedule B7: Deposits Received</b>                          |                     |
| 1  | 3401001 | Earnest Money Deposit  | 188874              |
| 2  | 3401002 | Security Deposit   | 17561               |
| 3  | 3401003 | Retention  | 19474               |
| 4  | 3402001 | Rent Deposit   | 379777              |
| 5  | 3402002 | Auction Deposit  | 437336              |
| 6  | 3408099 | Other deposits received  | 53163               |
|    |         | <b>Total of Deposits Received</b>                              | <b>1096185</b>      |
|    |         | <b>Schedule B8: Other Liabilities</b>                          |                     |
| 1  | 3501102 | Net Salary Payable   | 491599              |
| 2  | 3501301 | Employers Liabilities - Pension Contribution (NPS)             | 19556               |
| 3  | 3502002 | Recoveries Payable - Kerala Panchayat Employees Provident Fund | 114290              |
| 4  | 3502006 | Recoveries Payable - Insurance Premium                         | 18792               |
| 5  | 3502012 | Recoveries Payable - State Life Insurance                      | 12500               |
| 6  | 3502014 | Recoveries Payable - Group Insurance                           | 11600               |
| 7  | 3502020 | Recoveries Payable - Employee Share NPS                        | 19556               |
| 8  | 3502022 | Recoveries Payable -Medisep -Regular                           | 7000                |
| 9  | 3502025 | Recoveries Payable - Income Tax Deducted at Source             | 5285                |

| SN   | Code    | Description of Items  | Current Year Amount |
|--|---------|---|---------------------|
| 10   | 3503001 | Government and Other Dues Payable - Library Cess Payable            | 168961              |
| 11   | 3503003 | Government and Other Dues Payable - Court attachments               | 4617                |
| 12   | 3503012 | Government and Other Dues Payable - Flood Cess Payable              | 219                 |
| 13   | 3503013 | Government and Other Dues Payable - Others payable                  | 3430                |
| 14   | 3503014 | Value of Court fee Stamp  | 1135                |
| 15   | 3504099 | Refund Payable - Others   | 993274              |
| 16   | 3504101 | Advance Collection of Revenues                                      | 312535              |
| 17   | 3508001 | Liability in respect of Stale Cheque                                | 71720               |
| 18   | 3501116 | Pension Contribution Payable  | 62310               |
| 19   | 3508099 | Other Liabilities Payable   | 857544              |
| 20   | 3502030 | Recoveries Payable - House Building Advance                         | 10000               |
| 21   | 3502033 | Recoveries Payable - Postal Life Insurance                          | 1917                |
| <b>Total of Other Liabilities</b>                |         |   | <b>3187840</b>      |
| <b>Schedule B14: Sudry Debtors (Receivables)</b> |         |   |                     |
| 1  | 4311901 | Receivables for Profession Tax - Institutions/Traders (Current)     | (2478)              |
| 2  | 4314006 | Receivables from Markets (Arrear)                                   | 540000              |
| 3  | 4315002 | Receivables from Government (redemption amount)                     | 5771984             |
| 4  | 4311003 | Receivables For Property Tax On Residential Buildings(Current)      | 7830                |
| 5  | 4311005 | Receivables For Property Tax On Non-Residential Buildings (Current) | 20970               |
| 6  | 4311006 | Receivables For Property Tax On Non-Residential                     | 22731               |

| SN | Code    | Description of Items  | Current Year Amount |
|----|---------|---|---------------------|
|    |         | Buildings (Arrears)   |                     |
|    |         | <b>Total of Sudry Debtors (Receivables)</b>   | <b>6361037</b>      |
|    |         | <b>Schedule B16: Pre-paid Expenses</b>  |                     |
| 1  | 4401001 | Prepaid Programme Expenses  | 5345860             |
|    |         | <b>Total of Pre-paid Expenses</b>   | <b>5345860</b>      |
|    |         | <b>Schedule B17: Cash and Bank balance</b>  |                     |
| 1  | 4501001 | Cash  | 124035              |
| 2  | 4502101 | CFC BASIC TIED  | 10332476            |
| 3  | 4502101 | EPAY STATE BANK OF INDIA  | 8644461             |
| 4  | 4502101 | ITDP NIRMAL   | 946224              |
| 5  | 4502101 | KERALA GRAMIN BANK BMC  | 284326              |
| 6  | 4502101 | KL278 HEALTH GRANT TOWARDS SUPPORT FOR<br>DIAGON PHC FACILITIES OF THE SUB CENTERS AND<br>PHC | 574152              |
| 7  | 4502101 | KL 280 HEALTH GRANT TOWARDS BUILDINGS<br>SUBCENTERS   | 2748032             |
| 8  | 4502101 | KL 281 HEALTH GRANT TOWARDS CONVERSION OF<br>RURAL HEALTH AND WELLNESS CENTERS                | 550237              |
| 9  | 4502101 | LIFE MISSION  | 3515094             |
| 10 | 4502101 | OWN FUND KSCB   | 5751821             |
| 11 | 4502101 | PANCHAYAT DISTRESS  | 22959               |
| 12 | 4502101 | PLAN CENTRAL SHARE BUDS SHM   | 6751453             |
| 13 | 4502101 | SAKSHARATHA KERALA GRAMIN BANK  | 2252                |
| 14 | 4502101 | UPI FEDERAL   | 1339277             |


| SN  | Code    | Description of Items                        | Current Year Amount |
|---|---------|---|---------------------|
| 15  | 4502201 | 2205 - 722051400000016                      | 287667              |
| <b>Total of Cash and Bank balance</b>             |         |   | <b>41874466</b>     |
| <b>Schedule B18: Loans, Advances and Deposits</b> |         |   |                     |
| 1   | 4601001 | Festival Advance to Employees               | 12000               |
| 2   | 4601002 | Imprest                                     | 200                 |
| 3   | 4601099 | Other Loans and advances                    | 2312                |
| 4   | 4605002 | Advance to Implementing Agencies            | 2578476             |
| 5   | 4605003 | Advance to Implementing Officers            | 784739              |
| 6   | 4605004 | Temporary Advances for Official Purposes    | 2500                |
| 7   | 4605005 | Advance to Mahatma Gandhi NREGS/ AUEGS      | 3532335             |
| 8   | 4605099 | Advance to Others                           | 433938              |
| <b>Total of Loans, Advances and Deposits</b>      |         |   | <b>7346500</b>      |
| <b>Schedule B9: Fixed Assets</b>                  |         |   |                     |
| 1   | 4102006 | Dispensary/ Clinic Buildings                | 137142              |
| 2   | 4102015 | Buildings - Sanitation and Waste Management | 13110152            |
| 3   | 4102016 | Other Buildings                             | 28895520            |
| 4   | 4102017 | Compound Wall                               | 1411739             |
| 5   | 4103001 | Concrete Roads                              | 763078              |
| 6   | 4103002 | Black Topped Roads                          | 50206855            |
| 7   | 4103004 | Footpath                                    | 2146976             |
| 8   | 4103005 | Metalled Roads                              | 4921201             |
| 9   | 4103008 | Bridges                                     | 669221              |

| SN | Code    | Description of Items                                  | Current Year Amount |
|----|---------|---|---------------------|
| 10 | 4103010 | Culverts  | 5760242             |
| 11 | 4103099 | Other Constructions                                   | 4256248             |
| 12 | 4103101 | Sewerage  | 283927              |
| 13 | 4103102 | Drainage  | 390771              |
| 14 | 4103204 | Distribution & Regulation System - Water Supply       | 203334              |
| 15 | 4103205 | Distribution & Regulation System - Public Lighting    | 6238221             |
| 16 | 4104001 | Plant & Machinery                                     | 1229160             |
| 17 | 4105001 | Vehicles  | 1291510             |
| 18 | 4106001 | Office & Other Equipments                             | 3882695             |
| 19 | 4106002 | Computers, Printers & Peripherals                     | 2352259             |
| 20 | 4107001 | Furniture, Fixtures, Fittings & Electrical Appliances | 3846280             |
| 21 | 4108001 | Other Fixed Assets                                    | 441864              |
| 22 | 4101006 | Swimming Pool   | 467690              |

**Total of Fixed Assets** **132906085**

| <b>Schedule B10: Accumulated Depreciation</b> |         |  |            |
|---|---------|--|------------|
| 1   | 4112001 | Accumulated Depreciation-Buildings           | (1772262)  |
| 2   | 4113001 | Accumulated Depreciation - Roads             | (41566705) |
| 3   | 4113101 | Accumulated Depreciation-Sewerage & Drainage | (467181)   |
| 4   | 4113201 | Accumulated Depreciation-Watersupply         | (572376)   |
| 5   | 4113301 | Accumulated Depreciation-Public Lighting     | (1923926)  |
| 6   | 4114001 | Accumulated Depreciation-Plant & Machinery   | (164515)   |
| 7   | 4115001 | Accumulated Depreciation-Vehicles            | (180470)   |

| SN | Code    | Description of Items  | Current Year Amount |
|----|---------|---|---------------------|
| 8  | 4116001 | Accumulated Depreciation-Office & Other Equipment                   | (1929187)           |
| 9  | 4117001 | Accumulated Depreciation-Furniture, Fixtures, Fittings & Electrical | (1638894)           |
| 10 | 4118001 | Accumulated Depreciation-Other Fixed Assets                         | (1030310)           |
|    |         | <b>Total of Accumulated Depreciation</b>                            | <b>(51245826)</b>   |
|    |         | <b>Schedule B11: Capital Work in Progress</b>                       |                     |
| 1  | 4120101 | Capital Work In Progress  | 6660016             |
|    |         | <b>Total of Capital Work in Progress</b>                            | <b>6660016</b>      |




## Kolayad Grama Panchayat Office Balance Sheet

2025-03-31

| SN | Code    | Description of Items   | Schedule No | Amount          |
|----|---------|--|-------------|-----------------|
|    |         | <b>LIABILITY</b>   |             |                 |
|    |         | Reserve & Surplus  |             |                 |
| 1  | 3100000 | Municipal (General) Fund<br>[Code No 310]                    | B1          | 9254784         |
| 2  | 3110000 | Earmarked Fund   | B2          | 22959           |
| 3  | 3120000 | Reserves   | B3          | 81129682        |
|    |         | <b>Total Reserve &amp; Surplus</b>                           |             | <b>90407425</b> |
|    |         | Grants, Contributions for<br>specific purposes               |             |                 |
| 1  | 3200000 | Grants, Contribution for<br>Specific Purposes                | B4          | 29561149        |
|    |         | <b>Total Grants, Contributions<br/>for specific purposes</b> |             | <b>29561149</b> |
|    |         | Loans  |             |                 |
| 1  | 3300000 | Secured Loans  | B5          | 24995539        |

| SN  | Code    | Description of Items               | Schedule No | Amount           |
|---|---------|------------------------------------|-------------|------------------|
| <b>Total Loans</b>                              |         |                                    |             | <b>24995539</b>  |
|   |         | Current Liabilities and Provisions |             |                  |
| 1   | 3400000 | Deposits Received                  | B7          | 1096185          |
| 2   | 3500000 | Other Liabilities                  | B8          | 3187840          |
| <b>Total Current Liabilities and Provisions</b> |         |                                    |             | <b>4284025</b>   |
| <b>Total LIABILITY</b>                          |         |                                    |             | <b>149248138</b> |
|   |         | <b>ASSET</b>                       |             |                  |
|   |         | Current Assets,Loans and Advances  |             |                  |
| 1   | 4310000 | Sudry Debtors (Receivables)        | B14         | 6361037          |
| 2   | 4400000 | Pre-paid Expenses                  | B16         | 5345860          |
| 3   | 4500000 | Cash and Bank balance              | B17         | 41874466         |
| 4   | 4600000 | Loans, Advances and Deposits       | B18         | 7346500          |
| <b>Total Current Assets,Loans and Advances</b>  |         |                                    |             | <b>60927863</b>  |
|   |         | Fixed Assets                       |             |                  |
| 1   | 4100000 | Fixed Assets                       | B9          | 132906085        |
| 2   | 4110000 | Accumulated Depreciation           | B10         | (51245826)       |
| 3   | 4120000 | Capital Work in Progress           | B11         | 6660016          |
| <b>Total Fixed Assets</b>                       |         |                                    |             | <b>88320275</b>  |
| <b>Total ASSET</b>                              |         |                                    |             | <b>149248138</b> |




## Kolayad Grama Panchayat Office

### Cashflow Statement

2024-04-01 to 2025-03-31

| SI No | Particulars   | SI Code | Amount   |
|-------|---|---------|----------|
|       | <b>Cash Generated from operating Activities (a+b+c-d-e)</b> |         |          |
| a     | Cash Receipt from operating Activities                      |         | 0        |
| b     | Prior Period Income   |         | 0        |
| c     | Grants & Contribution                                       |         | 0        |
| d     | Cash Paid for operating Activities                          |         | 0        |
| e     | Prior Period Expenditure                                    |         | 0        |
|       | <b>Cash Generated from operating Activities (a+b+c-d-e)</b> |         | <b>0</b> |
|       |   |         |          |
|       | Cash Generated from Investing Activities ((b+c)-a)          |         |          |
| a     | Total Asset Created   |         | 0        |
| b     | Sales of Asset  |         | 0        |
| c     | Income From Investment ( own fund)                          |         | 0        |
|       | Cash Generated from Investing Activities ((b+c)-a)          |         | 0        |

| SI No | Particulars  | SI Code | Amount      |
|-------|--|---------|-------------|
|       |  |         |             |
|       | <b>Cash used in financing Activities (a+b-c-d-e-f)</b>                 |         |             |
| a     | Secured Loan ( CY)   |         | 0           |
| b     | Advance, General Fund, Other liability,EMD & Security Deposit Received |         | 0           |
| c     | Repayment of loan  |         | 0           |
| d     | Payment of intrest   |         | 0           |
| e     | Refund of Deposit & Advance  |         | 0           |
| f     | General Fund, Other liability, & Refund of Grant & Contribution        |         | 0           |
|       | <b>Cash used in financing Activities (a+b-c-d-e-f)</b>                 |         | <b>0</b>    |
|       |  |         |             |
|       | <b>Net increase in cash and cash equivalents (A + B + C)</b>           |         | <b>0.00</b> |
|       |  |         |             |
|       |  |         |             |
|       | <b>Cash and cash equivalents at beginning of period</b>                |         | <b>0</b>    |
|       |  |         |             |
|       |  |         |             |
|       | <b>Cash and cash equivalents at end of period (D + E)</b>              |         | <b>0.00</b> |
|       |  |         |             |




## Kolayad Grama Panchayat Office RP Schedule

2024-04-01 to 2025-03-31

| SN                     | Group | Code    | Head Name                                     | Schedule | Amount   | Total Amount  |
|------------------------|-------|---------|---|----------|----------|---------------|
| <b>Closing Balance</b> |       |         | <b>CB-Cash</b>                                |          |          |               |
| 1                      |       | 4501001 | Cash  |          | 124035   |               |
|                        |       |         |   |          |          | <b>124035</b> |
| <b>Closing Balance</b> |       |         | <b>CB-Bank</b>                                |          |          |               |
| 2                      |       | 4502101 | Federal Bank-CFC BASIC TIED                   |          | 10332476 |               |
| 3                      |       |         | Federal Bank-LIFE MISSION                     |          | 3515094  |               |
| 4                      |       |         | Federal Bank-UPI FEDERAL                      |          | 1339277  |               |
| 5                      |       |         | KERALA GRAMIN BANK-ITDP NIRMAL                |          | 946224   |               |
| 6                      |       |         | KERALA GRAMIN BANK-KERALA GRAMIN BANK BMC     |          | 284326   |               |
| 7                      |       |         | KERALA GRAMIN BANK-KL278 HEALTH GRANT TOWARDS |          | 574152   |               |






## Kolayad Grama Panchayat Office

### RP Statement

2024-04-01 to 2025-03-31

| Group     | Code    | Head Name                                      | Schedule | Amount   | Total Amount    |
|-----------|---------|--|----------|----------|-----------------|
| <b>CB</b> |         |  |          |          |                 |
|           | 4500000 | Bank   | CB       | 41750431 |                 |
|           | 4500000 | Cash   | CB       | 124035   |                 |
|           |         | <b>TOTAL CB</b>                                |          |          | <b>41874466</b> |
|           |         | <b>GRAND TOTAL (Payment + Closing Balance)</b> |          |          | <b>41874466</b> |




## Kolayad Grama Panchayat Office

### Schedule B1

2025-03-31

| Code No | Particulars                       | Opening Balance | Additions During the Year | Total     | Deductions during the year | Balance at the End of the Current Year |
|---------|-----------------------------------|-----------------|---------------------------|-----------|----------------------------|--|
| 3101001 | General Fund                      | 0               | 202326297                 | 202326297 | 200496442                  | 1829855                                |
| 3109001 | Excess of Income Over Expenditure | 0               | 7424929                   | 7424929   | 0                          | 7424929                                |
|         | Total Municipal Fund              | 0               |                           | 209751226 |                            |  |



## Kolayad Grama Panchayat Office

### Trial Balance Report

2024-04-01 to 2025-03-31

#### GENERAL LEDGER TRIAL BALANCE

| Head Code | Head Name  | Opening Balance |        | Transaction Period |              | Closing Balance |             |
|-----------|--|-----------------|--------|--------------------|--------------|-----------------|-------------|
|           |  | Debit           | Credit | Debit              | Credit       | Debit           | Credit      |
| 3101001   | General Fund   | 0.00            | 0.00   | 200496442.00       | 202326297.00 | 0.00            | 1829855.00  |
| 3109001   | Excess of Income Over Expenditure  | 0.00            | 0.00   | 0.00               | 7424929.00   | 0.00            | 7424929.00  |
| 3111101   | Distress Relief Fund   | 0.00            | 0.00   | 0.00               | 22959.00     | 0.00            | 22959.00    |
| 3121001   | Capital Contribution   | 0.00            | 0.00   | 0.00               | 81129682.00  | 0.00            | 81129682.00 |
| 3201001   | Grants for Specific Purposes - Health Grant towards conversion of PHCs and Subcentres into Health and Wellness Centres | 0.00            | 0.00   | 0.00               | 550237.00    | 0.00            | 550237.00   |
| 3201002   | Grants for Specific Purposes - Health Grant Towards support for diagnostic InfraStructure to the PHCs                  | 0.00            | 0.00   | 0.00               | 574152.00    | 0.00            | 574152.00   |
| 3201003   | Grants for Specific Purposes - Health Grant towards buildingless Subcentres, PHCs and CHCs                             | 0.00            | 0.00   | 0.00               | 2748032.00   | 0.00            | 2748032.00  |

| Head Code | Head Name  | Opening Balance |        | Transaction Period |            | Closing Balance |            |
|-----------|--|-----------------|--------|--------------------|------------|-----------------|------------|
|           |  | Debit           | Credit | Debit              | Credit     | Debit           | Credit     |
| 3201004   | Central Finance Commission Grant - Tied  | 0.00            | 0.00   | 0.00               | 8448043.00 | 0.00            | 8448043.00 |
| 3201005   | Central Finance Commission Grant - Untied  | 0.00            | 0.00   | 0.00               | 1839333.00 | 0.00            | 1839333.00 |
| 3201020   | Integrated Child Development Service   | 0.00            | 0.00   | 0.00               | 4084211.00 | 0.00            | 4084211.00 |
| 3201024   | National Health Mission  | 0.00            | 0.00   | 0.00               | 4240.00    | 0.00            | 4240.00    |
| 3201035   | Total Sanitation Campaign  | 0.00            | 0.00   | 0.00               | 213800.00  | 0.00            | 213800.00  |
| 3201042   | Nirmal Puraskar  | 0.00            | 0.00   | 0.00               | 251549.00  | 0.00            | 251549.00  |
| 3201045   | Suchitwa Mission Grant   | 0.00            | 0.00   | 0.00               | 866.00     | 0.00            | 866.00     |
| 3202015   | Grants, Funds & Contributions For Specific Purposes - Other Than Development Fund And State Sponsored Scheme Funds - Grant For Solid Waste Management  | 0.00            | 0.00   | 0.00               | 54435.00   | 0.00            | 54435.00   |
| 3202020   | Grants, Funds & Contributions For Specific Purposes - Other Than Development Fund And State Sponsored Scheme Funds - Awareness building against Social evils like drinking, consumption of narcotics etc.. | 0.00            | 0.00   | 0.00               | 193768.00  | 0.00            | 193768.00  |
| 3202031   | Grant for Keralotsavam   | 0.00            | 0.00   | 0.00               | 20189.00   | 0.00            | 20189.00   |
| 3202032   | Literacy Scheme Grant  | 0.00            | 0.00   | 0.00               | 2252.00    | 0.00            | 2252.00    |
| 3208010   | Beneficiary Contribution   | 0.00            | 0.00   | 0.00               | 21643.00   | 0.00            | 21643.00   |
| 3208099   | Other Grants & Contributions for Specific Purpose  | 0.00            | 0.00   | 0.00               | 9839579.00 | 0.00            | 9839579.00 |
| 3209001   | Contribution to Joint Venture  | 0.00            | 0.00   | 0.00               | 233501.00  | 0.00            | 233501.00  |

| Head Code | Head Name  | Opening Balance |        | Transaction Period |             | Closing Balance |             |
|-----------|--|-----------------|--------|--------------------|-------------|-----------------|-------------|
|           |  | Debit           | Credit | Debit              | Credit      | Debit           | Credit      |
|           | Projects from District Panchayat                                     |                 |        |                    |             |                 |             |
| 3209002   | Contribution to Joint Venture<br>Projects from Block Panchayat       | 0.00            | 0.00   | 0.00               | 481319.00   | 0.00            | 481319.00   |
| 3305003   | Loan from K.U.R.D.F.C  | 0.00            | 0.00   | 0.00               | 5561861.00  | 0.00            | 5561861.00  |
| 3305004   | Loan from HUDCO  | 0.00            | 0.00   | 0.00               | 19433678.00 | 0.00            | 19433678.00 |
| 3401001   | Earnest Money Deposit  | 0.00            | 0.00   | 0.00               | 188874.00   | 0.00            | 188874.00   |
| 3401002   | Security Deposit   | 0.00            | 0.00   | 0.00               | 17561.00    | 0.00            | 17561.00    |
| 3401003   | Retention  | 0.00            | 0.00   | 0.00               | 19474.00    | 0.00            | 19474.00    |
| 3402001   | Rent Deposit   | 0.00            | 0.00   | 0.00               | 379777.00   | 0.00            | 379777.00   |
| 3402002   | Auction Deposit  | 0.00            | 0.00   | 0.00               | 437336.00   | 0.00            | 437336.00   |
| 3408099   | Other deposits received  | 0.00            | 0.00   | 0.00               | 53163.00    | 0.00            | 53163.00    |
| 3501102   | Net Salary Payable   | 0.00            | 0.00   | 0.00               | 491599.00   | 0.00            | 491599.00   |
| 3501116   | Pension Contribution Payable   | 0.00            | 0.00   | 0.00               | 62310.00    | 0.00            | 62310.00    |
| 3501301   | Employers Liabilities - Pension<br>Contribution (NPS)                | 0.00            | 0.00   | 0.00               | 19556.00    | 0.00            | 19556.00    |
| 3502002   | Recoveries Payable - Kerala<br>Panchayat Employees Provident<br>Fund | 0.00            | 0.00   | 0.00               | 114290.00   | 0.00            | 114290.00   |
| 3502006   | Recoveries Payable - Insurance<br>Premium                            | 0.00            | 0.00   | 0.00               | 18792.00    | 0.00            | 18792.00    |
| 3502012   | Recoveries Payable - State Life<br>Insurance                         | 0.00            | 0.00   | 0.00               | 12500.00    | 0.00            | 12500.00    |
| 3502014   | Recoveries Payable - Group<br>Insurance                              | 0.00            | 0.00   | 0.00               | 11600.00    | 0.00            | 11600.00    |
| 3502020   | Recoveries Payable - Employee  | 0.00            | 0.00   | 0.00               | 19556.00    | 0.00            | 19556.00    |

| Head Code | Head Name   | Opening Balance |        | Transaction Period |           | Closing Balance |           |
|-----------|---|-----------------|--------|--------------------|-----------|-----------------|-----------|
|           |   | Debit           | Credit | Debit              | Credit    | Debit           | Credit    |
|           | Share NPS   |                 |        |                    |           |                 |           |
| 3502022   | Recoveries Payable -Medisep<br>-Regular                     | 0.00            | 0.00   | 0.00               | 7000.00   | 0.00            | 7000.00   |
| 3502025   | Recoveries Payable - Income Tax<br>Deducted at Source       | 0.00            | 0.00   | 0.00               | 5285.00   | 0.00            | 5285.00   |
| 3502030   | Recoveries Payable - House<br>Building Advance              | 0.00            | 0.00   | 0.00               | 10000.00  | 0.00            | 10000.00  |
| 3502033   | Recoveries Payable - Postal Life<br>Insurance               | 0.00            | 0.00   | 0.00               | 1917.00   | 0.00            | 1917.00   |
| 3503001   | Government and Other Dues<br>Payable - Library Cess Payable | 0.00            | 0.00   | 0.00               | 168961.00 | 0.00            | 168961.00 |
| 3503003   | Government and Other Dues<br>Payable - Court attachments    | 0.00            | 0.00   | 0.00               | 4617.00   | 0.00            | 4617.00   |
| 3503012   | Government and Other Dues<br>Payable - Flood Cess Payable   | 0.00            | 0.00   | 0.00               | 219.00    | 0.00            | 219.00    |
| 3503013   | Government and Other Dues<br>Payable - Others payable       | 0.00            | 0.00   | 0.00               | 3430.00   | 0.00            | 3430.00   |
| 3503014   | Value of Court fee Stamp                                    | 0.00            | 0.00   | 0.00               | 1135.00   | 0.00            | 1135.00   |
| 3504099   | Refund Payable - Others                                     | 0.00            | 0.00   | 0.00               | 993274.00 | 0.00            | 993274.00 |
| 3504101   | Advance Collection of Revenues                              | 0.00            | 0.00   | 0.00               | 312535.00 | 0.00            | 312535.00 |
| 3508001   | Liability in respect of Stale Cheque                        | 0.00            | 0.00   | 0.00               | 71720.00  | 0.00            | 71720.00  |
| 3508099   | Other Liabilities Payable                                   | 0.00            | 0.00   | 0.00               | 857544.00 | 0.00            | 857544.00 |
| 4101006   | Swimming Pool   | 0.00            | 0.00   | 467690.00          | 0.00      | 467690.00       | 0.00      |
| 4102006   | Dispensary/ Clinic Buildings                                | 0.00            | 0.00   | 137142.00          | 0.00      | 137142.00       | 0.00      |
| 4102015   | Buildings - Sanitation and Waste<br>Management              | 0.00            | 0.00   | 13110152.00        | 0.00      | 13110152.00     | 0.00      |

| Head Code | Head Name  | Opening Balance |        | Transaction Period |            | Closing Balance |            |
|-----------|--|-----------------|--------|--------------------|------------|-----------------|------------|
|           |  | Debit           | Credit | Debit              | Credit     | Debit           | Credit     |
| 4102016   | Other Buildings  | 0.00            | 0.00   | 28895520.00        | 0.00       | 28895520.00     | 0.00       |
| 4102017   | Compound Wall  | 0.00            | 0.00   | 1411739.00         | 0.00       | 1411739.00      | 0.00       |
| 4103001   | Concrete Roads   | 0.00            | 0.00   | 763078.00          | 0.00       | 763078.00       | 0.00       |
| 4103002   | Black Topped Roads                                       | 0.00            | 0.00   | 50206855.00        | 0.00       | 50206855.00     | 0.00       |
| 4103004   | Footpath   | 0.00            | 0.00   | 2146976.00         | 0.00       | 2146976.00      | 0.00       |
| 4103005   | Metalled Roads   | 0.00            | 0.00   | 4921201.00         | 0.00       | 4921201.00      | 0.00       |
| 4103008   | Bridges  | 0.00            | 0.00   | 669221.00          | 0.00       | 669221.00       | 0.00       |
| 4103010   | Culverts   | 0.00            | 0.00   | 5760242.00         | 0.00       | 5760242.00      | 0.00       |
| 4103099   | Other Constructions                                      | 0.00            | 0.00   | 4256248.00         | 0.00       | 4256248.00      | 0.00       |
| 4103101   | Sewerage   | 0.00            | 0.00   | 283927.00          | 0.00       | 283927.00       | 0.00       |
| 4103102   | Drainage   | 0.00            | 0.00   | 390771.00          | 0.00       | 390771.00       | 0.00       |
| 4103204   | Distribution & Regulation System -<br>Water Supply       | 0.00            | 0.00   | 203334.00          | 0.00       | 203334.00       | 0.00       |
| 4103205   | Distribution & Regulation System -<br>Public Lighting    | 0.00            | 0.00   | 6238221.00         | 0.00       | 6238221.00      | 0.00       |
| 4104001   | Plant & Machinery  | 0.00            | 0.00   | 1229160.00         | 0.00       | 1229160.00      | 0.00       |
| 4105001   | Vehicles   | 0.00            | 0.00   | 1291510.00         | 0.00       | 1291510.00      | 0.00       |
| 4106001   | Office & Other Equipments                                | 0.00            | 0.00   | 3882695.00         | 0.00       | 3882695.00      | 0.00       |
| 4106002   | Computers, Printers & Peripherals                        | 0.00            | 0.00   | 2352259.00         | 0.00       | 2352259.00      | 0.00       |
| 4107001   | Furniture, Fixtures, Fittings &<br>Electrical Appliances | 0.00            | 0.00   | 3846280.00         | 0.00       | 3846280.00      | 0.00       |
| 4108001   | Other Fixed Assets                                       | 0.00            | 0.00   | 441864.00          | 0.00       | 441864.00       | 0.00       |
| 4112001   | Accumulated Depreciation-Buildings                       | 0.00            | 0.00   | 0.00               | 1772262.00 | 0.00            | 1772262.00 |

| Head Code | Head Name   | Opening Balance |        | Transaction Period |             | Closing Balance |             |
|-----------|---|-----------------|--------|--------------------|-------------|-----------------|-------------|
|           |   | Debit           | Credit | Debit              | Credit      | Debit           | Credit      |
| 4113001   | Accumulated Depreciation - Roads                                    | 0.00            | 0.00   | 0.00               | 41566705.00 | 0.00            | 41566705.00 |
| 4113101   | Accumulated Depreciation-Sewerage & Drainage                        | 0.00            | 0.00   | 0.00               | 467181.00   | 0.00            | 467181.00   |
| 4113201   | Accumulated Depreciation-Watersupply                                | 0.00            | 0.00   | 0.00               | 572376.00   | 0.00            | 572376.00   |
| 4113301   | Accumulated Depreciation-Public Lighting                            | 0.00            | 0.00   | 0.00               | 1923926.00  | 0.00            | 1923926.00  |
| 4114001   | Accumulated Depreciation-Plant & Machinery                          | 0.00            | 0.00   | 0.00               | 164515.00   | 0.00            | 164515.00   |
| 4115001   | Accumulated Depreciation-Vehicles                                   | 0.00            | 0.00   | 0.00               | 180470.00   | 0.00            | 180470.00   |
| 4116001   | Accumulated Depreciation-Office & Other Equipment                   | 0.00            | 0.00   | 0.00               | 1929187.00  | 0.00            | 1929187.00  |
| 4117001   | Accumulated Depreciation-Furniture, Fixtures, Fittings & Electrical | 0.00            | 0.00   | 0.00               | 1638894.00  | 0.00            | 1638894.00  |
| 4118001   | Accumulated Depreciation-Other Fixed Assets                         | 0.00            | 0.00   | 0.00               | 1030310.00  | 0.00            | 1030310.00  |
| 4120101   | Capital Work In Progress  | 0.00            | 0.00   | 6660016.00         | 0.00        | 6660016.00      | 0.00        |
| 4311003   | Receivables For Property Tax On Residential Buildings(Current)      | 0.00            | 0.00   | 7830.00            | 0.00        | 7830.00         | 0.00        |
| 4311005   | Receivables For Property Tax On Non-Residential Buildings (Current) | 0.00            | 0.00   | 20970.00           | 0.00        | 20970.00        | 0.00        |
| 4311006   | Receivables For Property Tax On Non-Residential Buildings (Arrears) | 0.00            | 0.00   | 22731.00           | 0.00        | 22731.00        | 0.00        |
| 4311901   | Receivables for Profession Tax - Institutions/Traders (Current)     | 0.00            | 0.00   | 0.00               | 2478.00     | 0.00            | 2478.00     |
| 4314006   | Receivables from Markets (Arrear)                                   | 0.00            | 0.00   | 540000.00          | 0.00        | 540000.00       | 0.00        |

| Head Code | Head Name                                       | Opening Balance |        | Transaction Period |              | Closing Balance |              |
|-----------|---|-----------------|--------|--------------------|--------------|-----------------|--------------|
|           |   | Debit           | Credit | Debit              | Credit       | Debit           | Credit       |
| 4315002   | Receivables from Government (redemption amount) | 0.00            | 0.00   | 5771984.00         | 0.00         | 5771984.00      | 0.00         |
| 4401001   | Prepaid Programme Expenses                      | 0.00            | 0.00   | 5345860.00         | 0.00         | 5345860.00      | 0.00         |
| 4501001   | Cash  | 0.00            | 0.00   | 124035.00          | 0.00         | 124035.00       | 0.00         |
| 4502101   | Bank  | 0.00            | 0.00   | 41462764.00        | 0.00         | 41462764.00     | 0.00         |
| 4502201   | Treasury (Account)                              | 0.00            | 0.00   | 287667.00          | 0.00         | 287667.00       | 0.00         |
| 4601001   | Festival Advance to Employees                   | 0.00            | 0.00   | 12000.00           | 0.00         | 12000.00        | 0.00         |
| 4601002   | Imprest   | 0.00            | 0.00   | 200.00             | 0.00         | 200.00          | 0.00         |
| 4601099   | Other Loans and advances                        | 0.00            | 0.00   | 2312.00            | 0.00         | 2312.00         | 0.00         |
| 4605002   | Advance to Implementing Agencies                | 0.00            | 0.00   | 2578476.00         | 0.00         | 2578476.00      | 0.00         |
| 4605003   | Advance to Implementing Officers                | 0.00            | 0.00   | 784739.00          | 0.00         | 784739.00       | 0.00         |
| 4605004   | Temporary Advances for Official Purposes        | 0.00            | 0.00   | 2500.00            | 0.00         | 2500.00         | 0.00         |
| 4605005   | Advance to Mahatma Gandhi NREGS/ AUEGS          | 0.00            | 0.00   | 3532335.00         | 0.00         | 3532335.00      | 0.00         |
| 4605099   | Advance to Others                               | 0.00            | 0.00   | 433938.00          | 0.00         | 433938.00       | 0.00         |
|           | Total   | 0.00            | 0.00   | 400992884.00       | 400992884.00 | 200496442.00    | 200496442.00 |